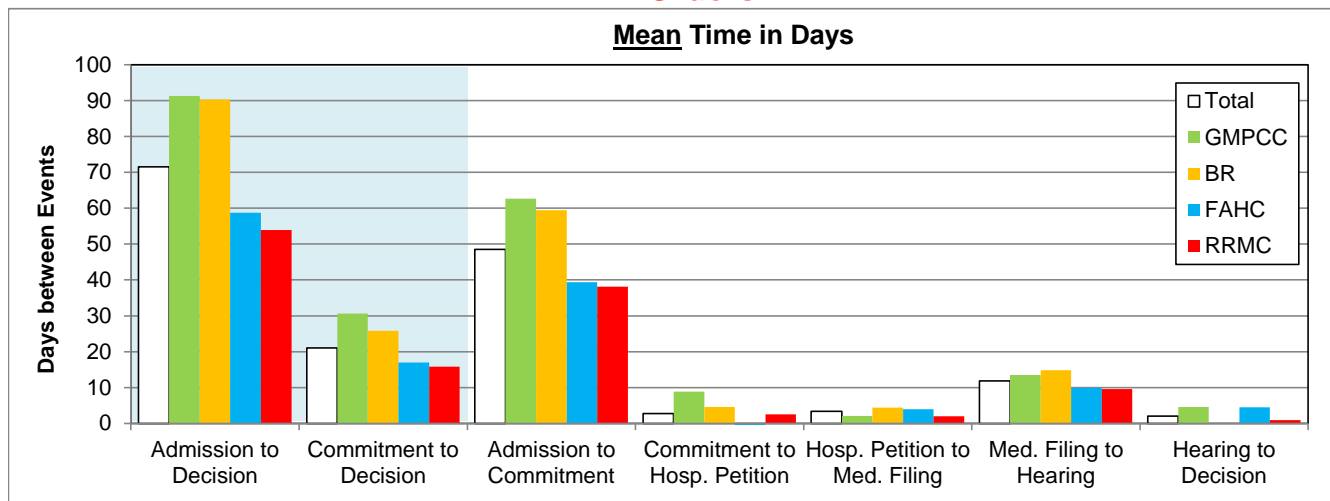


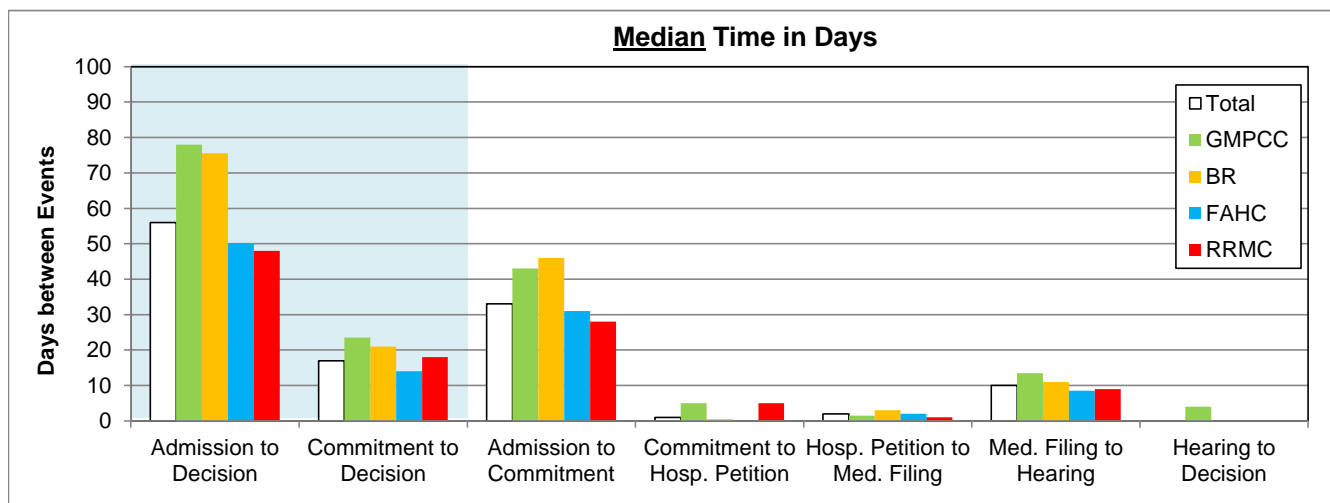
Court Ordered Involuntary Medication Time Between Significant Events January 2012 - November 2013

All Orders



Mean Time in Days

Hospital	Admission to Decision		Commitment to Decision		Admission to Commitment		Commitment to Hospital Petition		Hospital Petition to Med. Filing		Med. Filing to Hearing		Hearing to Decision	
	# Cases	Days	# Cases	Days	#Cases	Days	#Cases	Days	#Cases	Days	#Cases	Days	#Cases	Days
BR	34	90	33	26	34	59	34	5	36	4	27	15	25	0
FAHC	27	59	25	17	25	39	25	-2	27	4	22	10	22	5
GMPCC	11	91	10	31	11	63	11	9	12	2	8	14	7	5
RRMC	29	54	29	16	29	38	29	3	29	2	22	10	22	1
Total	101	72	97	21	99	48	99	3	104	3	79	12	76	2

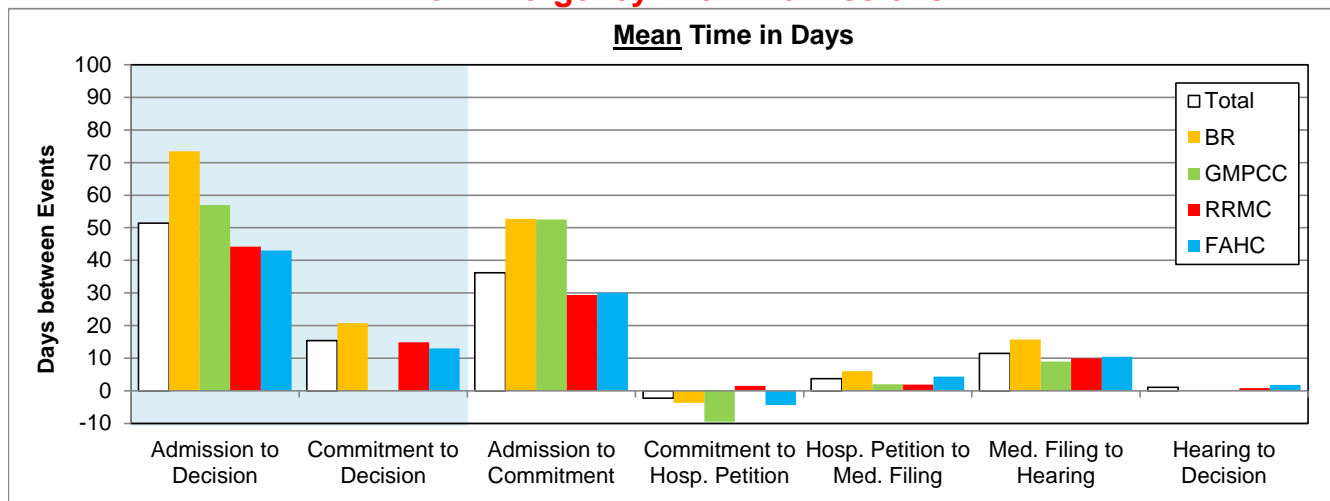


Median Time in Days

Hospital	Admission to Decision		Commitment to Decision		Admission to Commitment		Commitment to Hospital Petition		Hospital Petition to Med. Filing		Med. Filing to Hearing		Hearing to Decision	
	# Cases	Days	# Cases	Days	#Cases	Days	#Cases	Days	#Cases	Days	#Cases	Days	#Cases	Days
BR	34	76	33	21	34	46	34	1	36	3	27	11	25	0
FAHC	27	50	25	14	25	31	25	0	27	2	22	9	22	0
GMPCC	11	78	10	24	11	43	11	5	12	2	8	14	7	4
RRMC	29	48	29	18	29	28	29	5	29	1	22	9	22	0
Total	101	56	97	17	99	33	99	1	104	2	79	10	76	0

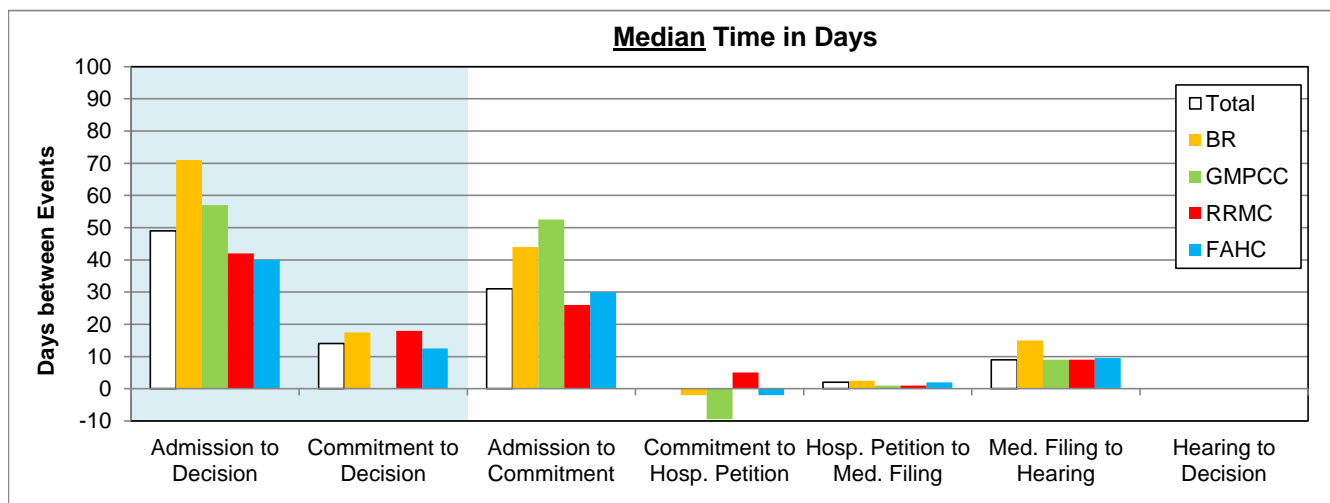
Based on analysis of the non-emergency involuntary medication spreadsheet maintained by the Vermont Department of Mental Health, Legal Division. Non-emergency involuntary medication data represents filings with a petition date from January 2012 through November 2013. Mean and median time between significant events is based upon valid dates reported for significant events. Median is the numerical value separating the higher half of a data collection from the lower half. Mean is the sum of a collection of numbers divided by the number of numbers in the collection (commonly known as the average). One involuntary medication proceeding record was omitted due to the uniqueness of the case.

Court Ordered Involuntary Medication Time Between Significant Events January 2012 - November 2013 For Emergency Exam Admissions



Mean Time in Days

Hospital	Admission to Decision		Commitment to Decision		Admission to Commitment		Commitment to Hospital Petition		Hospital Petition to Med. Filing		Med. Filing to Hearing		Hearing to Decision	
	# Cases	Days	# Cases	Days	#Cases	Days	#Cases	Days	#Cases	Days	#Cases	Days	#Cases	Days
BR	14	73	14	21	14	53	14	-4	14	6	11	16	11	0
FAHC	20	43	20	13	20	30	20	-4	20	4	18	10	18	2
GMPCC	2	57	1	0	2	53	2	-10	3	2	1	9	0	0
RRMC	21	44	21	15	21	29	21	2	21	2	15	10	15	1
Total	57	51	56	15	57	36	57	-2	58	4	45	12	44	1

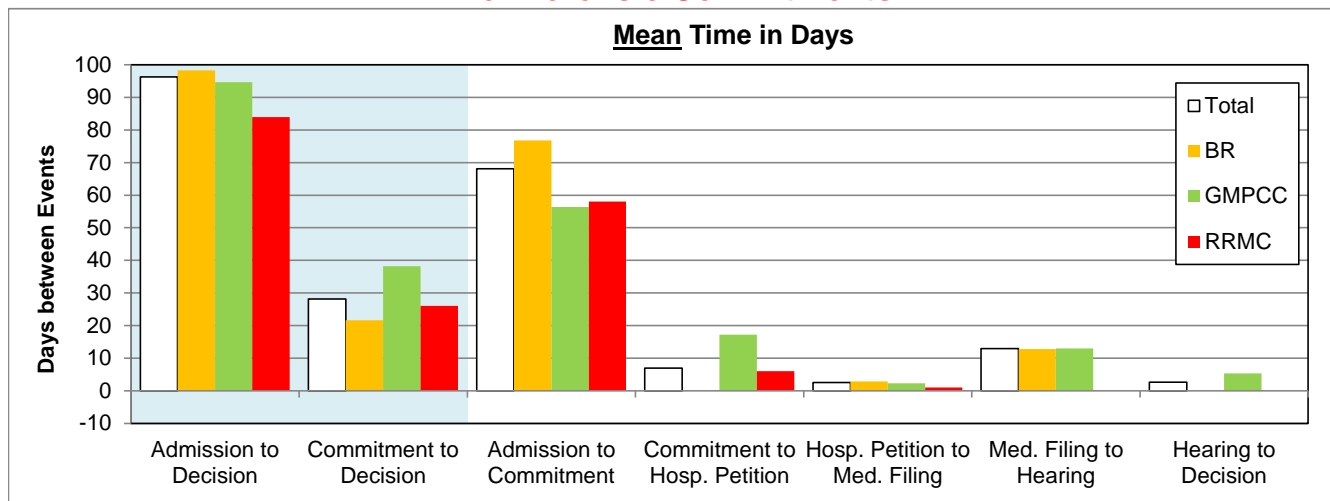


Median Time in Days

Hospital	Admission to Decision		Commitment to Decision		Admission to Commitment		Commitment to Hospital Petition		Hospital Petition to Med. Filing		Med. Filing to Hearing		Hearing to Decision	
	# Cases	Days	# Cases	Days	#Cases	Days	#Cases	Days	#Cases	Days	#Cases	Days	#Cases	Days
BR	14	71	14	18	14	44	14	-2	14	3	11	15	11	0
FAHC	20	40	20	13	20	30	20	-2	20	2	18	10	18	0
GMPCC	2	57	1	0	2	53	2	-10	3	1	1	9	0	0
RRMC	21	42	21	18	21	26	21	5	21	1	15	9	15	0
Total	57	49	56	14	57	31	57	0	58	2	45	9	44	0

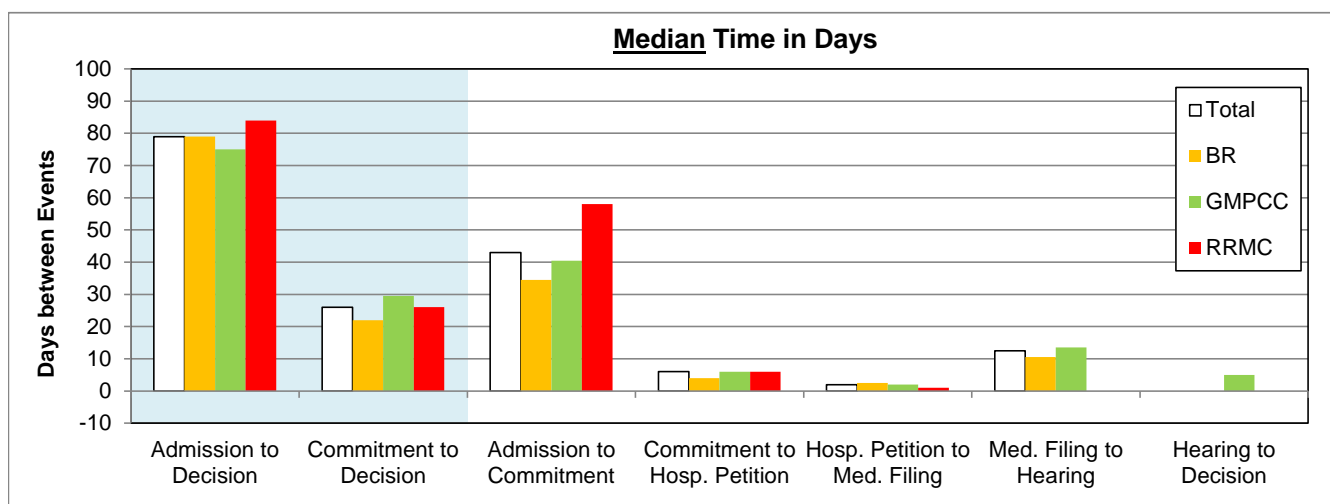
Based on analysis of the non-emergency involuntary medication spreadsheet maintained by the Vermont Department of Mental Health, Legal Division. Non-emergency involuntary medication data represents filings with a petition date from January 2012 through November 2013. Mean and median time between significant events is based upon valid dates reported for significant events. Median is the numerical value separating the higher half of a data collection from the lower half. Mean is the sum of a collection of numbers divided by the number of numbers in the collection (commonly known as the average). One involuntary medication proceeding record was omitted due to the uniqueness of the case.

Court Ordered Involuntary Medication Time Between Significant Events January 2012 - November 2013 For Forensic Commitments



Mean Time in Days

Hospital	Admission to Decision		Commitment to Decision		Admission to Commitment		Commitment to Hospital Petition		Hospital Petition to Med. Filing		Med. Filing to Hearing		Hearing to Decision	
	# Cases	Days	# Cases	Days	#Cases	Days	#Cases	Days	#Cases	Days	#Cases	Days	#Cases	Days
BR	12	98	12	22	12	77	12	0	12	3	6	13	6	0
GMPCC	8	95	8	38	8	56	8	17	8	2	6	13	6	5
RRMC	1	84	1	26	1	58	1	6	1	1				
Total	21	96	21	28	21	68	21	7	21	3	12	13	12	3



Median Time in Days

Hospital	Admission to Decision		Commitment to Decision		Admission to Commitment		Commitment to Hospital Petition		Hospital Petition to Med. Filing		Med. Filing to Hearing		Hearing to Decision	
	# Cases	Days	# Cases	Days	#Cases	Days	#Cases	Days	#Cases	Days	#Cases	Days	#Cases	Days
BR	12	79	12	22	12	35	12	4	12	3	6	11	6	0
GMPCC	8	75	8	30	8	41	8	6	8	2	6	14	6	5
RRMC	1	84	1	26	1	58	1	6	1	1				
Total	21	79	21	26	21	43	21	6	21	2	12	13	12	0

Based on analysis of the non-emergency involuntary medication spreadsheet maintained by the Vermont Department of Mental Health, Legal Division. Non-emergency involuntary medication data represents filings with a petition date from January 2012 through November 2013. Mean and median time between significant events is based upon valid dates reported for significant events. Median is the numerical value separating the higher half of a data collection from the lower half. Mean is the sum of a collection of numbers divided by the number of numbers in the collection (commonly known as the average). One involuntary medication proceeding record was omitted due to the uniqueness of the case.